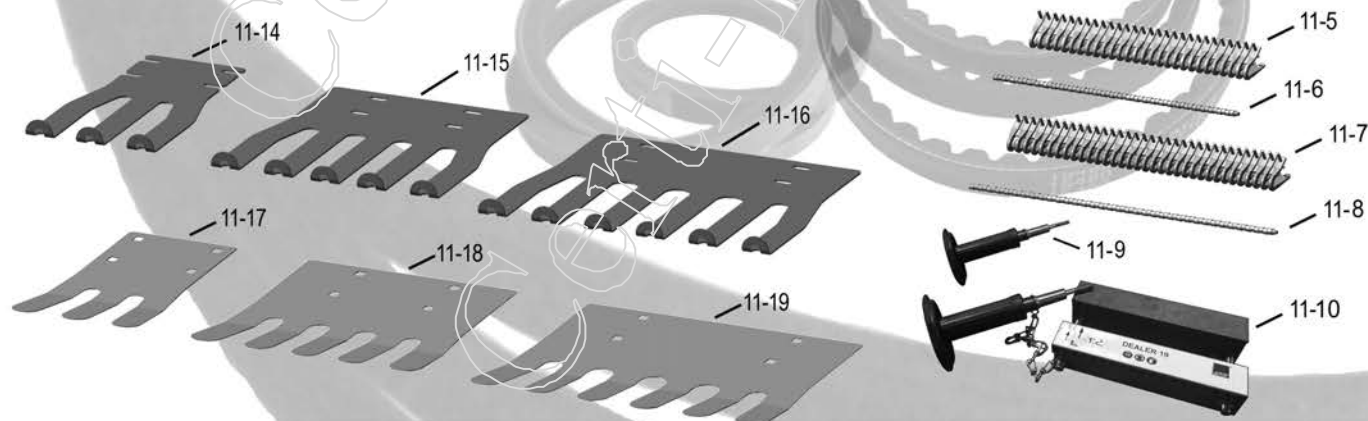


## Section

- 1 Fan / Alternator : Items 1-6**
- 2 A/C Compressor : Items 1-5**
- 3 Engine Fan : Items 1-6**
- 4 Serpentine : Items 1-8**
- 5 Fan Rotor : Items 1-6**
- 6 Hydraulic Pump : Items 1-5**
- 7 Lube Pump : Items 1-3**
- 8 Rotary Screen Drive : Items 1-9**
- 9 Unit Drive : Items 1-11**
- 10 Moistener Column Water Pump : Items 1-6**
- 11 Round Module Builder: Items 1-19**



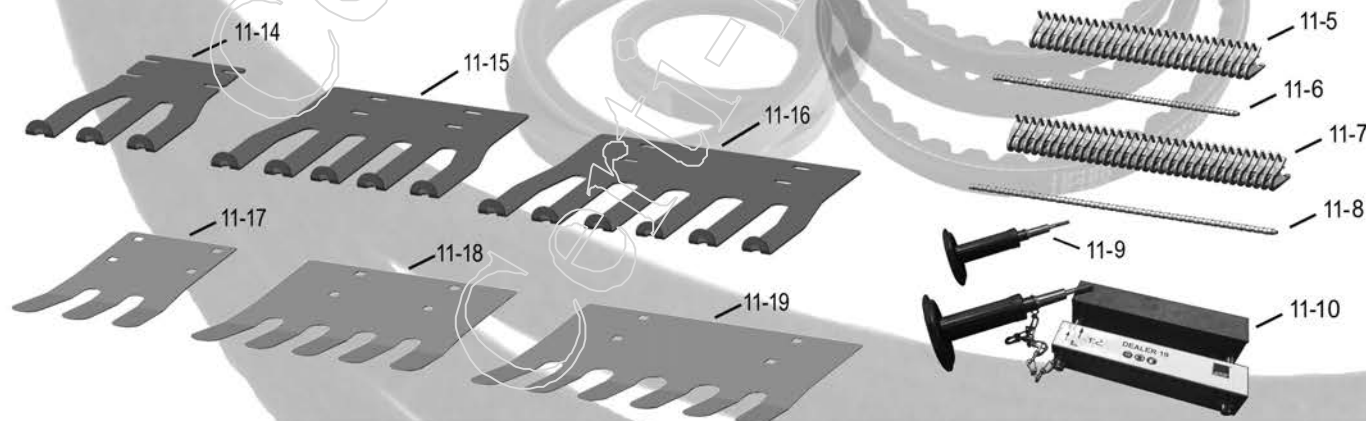
# John Deere Replacement Belts - 9900 Thru CP690

JDB

Item	Part	OEMPart	Qty	Desc
1.1	B23317	AT23317	1	FAN/ALT./EWP - 9900 - 2 V-Belts - L57.250 IN - W.380 IN - T.312 IN
1.2	B73251	AN273251	1	FAN/ALT./EWP - 9910, 9920, 9930 - 2 V-Belts - L59.24 IN - W.380 IN - T.312 IN
1.3	B86496	AR86496	1	FAN/ALT./EWP - 9940 - 2 V-Belts - L67. IN - W.551 IN - T.328 IN
1.4	B29018	RE29018	1	FAN/ALT. - 9950, 9960 (S/N 101-111) - 2 V-Belts - L66. IN - W.50 IN - T.406 IN
1.5	B41942	RE41942	1	FAN/ALT. - 9960 (S/N 112 & above), 9965, 9970 - 2 V-Belts - L65.472 IN - W.50 IN - T.406 IN
1.6	B71135	M71135	1	ALT./ A/C COMP. - 9976 - V-Belt - Eff.L74.016 IN - W.50 IN - T.310 IN.
2.1	B13642	N113642	1	A/C COMP. - 9900 - L44.25 IN - W.50 IN - T.406 IN
2.2	B17674	N117674	1	A/C COMP. - 9920, 9930 - L46.0 IN - W.50 IN - T.406 IN
2.3	B71602	R71602	1	A/C COMP. - 9940 - V-Belt - L42.354 IN - W.547 IN - T.311 IN
2.4	B73189	R73189	1	A/C COMP. - 9950, 9960, 9965 (Prior to S/N 2001) - V-Belt - L43.15 IN - W.50 IN - T.331 IN
2.5	B16307	R116307	1	A/C COMP. - 9965 (S/N 2001 & above), 9970 - Freon Comp. - L39.488 IN - W.50 IN - T.331 IN.
3.1	B74215	AN274215	1	ENG. FAN - 9976 - 2 V-Belts - Eff.L53.04 IN - W.66 IN - T.41 IN.
3.2	B71322	N371322	1	ENG. FAN - 9986 - Poly-V (8 RIB) - Eff.L52.559 IN - W1.121 IN - T.236 IN
3.3	B76016	N376016	1	ENG. FAN - 9996 (Prior to S/N 22001) - Poly-V (8 RIB) - Eff.L48.031 IN - W1.097 IN - T.236 IN
3.4	B79166	N379166	1	ENG. FAN - 9996 (S/N 22001 & above) - Poly-V (8 RIB) - Eff.L47.441 IN - W1.097 IN - T.236 IN.
3.5	B00399	R300399	1	BELT - ENG. FAN - 7760, CP690 - V-Belt - Eff.L 1426.4mm - W38.1mm
3.6	B02313	N402313	1	BELT - ENG. FAN - 7760, CP690 T2 & T3- V-Belt - Eff.L1311mm - W42.68mm
4.1	B23465	R123465	1	SERPENTINE : ENG. FAN / ALT. / A/C COMP. - 9935 - Poly-V (8 RIB) - Eff.L91.339 IN - W1.121 IN - T.236 IN
4.2	B29083	R129083	1	SERPENTINE : ALT. / A/C COMP. - 9986 - Poly-V (8 RIB) - Eff.L76.772 IN - W1.097 IN - T.236 IN
4.3	B02016	R502016	1	SERPENTINE : ALT. / A/C COMP. - 9996 (S/N 18000-19999) - Poly-V (8 RIB) - Eff.L83.465 IN - W1.121 IN -T0.236 IN
4.4	B97520	T197520	1	SERPENTINE : ALT. / A/C COMP. - 9996 (S/N 20000 & above) - Poly-V (8 RIB) - Eff.L84.055 IN - W1.097 IN -T.236 IN
4.5	B08891	T208891	1	SERPENTINE : ENG. FAN / ALT. - 7760 - Poly-V (8 Rib) - Eff. L86.024 IN - W1.097 IN - T.236 IN - THRU S/N 039000
4.6	B81387	N381387	1	SERPENTINE : ENG. FAN / A/C COMP. - 7760 - Poly-V (12 RIB) - Eff.L67.52 IN - W1.68 IN - T.236 IN - THRU S/N 039000
4.7	B36677	R536677	1	BELT - SERPENTINE : ENG.FAN. - 7760,CP690 - Eff.L 1563mm
4.8	B57688	R157688	1	BELT - SERPENTINE : ALT. / COMP. - CP690 - Eff.L 1921mm - W28.48mm
5.1	B24460	N124460	1	FAN ROTOR - 9900 - HAPB Drive (2 Band) - Eff.L75.5 IN - W.50 IN - T.31 IN
5.2	B29368	N129368	1	FAN ROTOR - 9910, 9920, 9930 - (2 Band) Belt-Fan Drive - Eff.L76.50 IN - W.66 IN - T.41 IN
5.3	B20907	N220907	1	FAN ROTOR - 9935 - Belt-Fan Drive (2 Band) - Eff.L78.750 IN - W.66 IN - T.41 IN (FAN ASSY #74106)
5.4	B93822	N193822	1	FAN ROTOR - 9940, 9950, 9960, 9965 - Belt (4 Band) - Eff.L94.50 IN - W.66 IN - T.41 IN
5.5	B74995	N274995	1	FAN ROTOR - 9976, 9986, 9996 - (3 Band), 109" - Eff.L110.18 IN - W.66 IN - T.41 IN.
5.6	B08803	N408803	1	BELT - FAN ROTOR - CP690
6.1	B15368	N115368	1	HYDR. PUMP - (Rubber Eng. Mountings)R - 9900 - V-Belt - Eff.L47.50 IN - W.66 IN - T.41 IN
6.2	B17398	N117398	1	HYDR. PUMP - (Solid Eng. Mountings)R - 9900, 9910 - V-Belt - Eff.L48.80 IN - W.66 IN - T.41 IN
6.3	B61326	E61326	1	HYDR. PUMP - 9920, 9930 - V-Belt, Pickup Drive - Eff.L52.88 IN - W.66 IN - T.41 IN

**Section**

- 1 Fan / Alternator : Items 1-6**
- 2 A/C Compressor : Items 1-5**
- 3 Engine Fan : Items 1-6**
- 4 Serpentine : Items 1-8**
- 5 Fan Rotor : Items 1-6**
- 6 Hydraulic Pump : Items 1-5**
- 7 Lube Pump : Items 1-3**
- 8 Rotary Screen Drive : Items 1-9**
- 9 Unit Drive : Items 1-11**
- 10 Moistener Column Water Pump : Items 1-6**
- 11 Round Module Builder: Items 1-19**



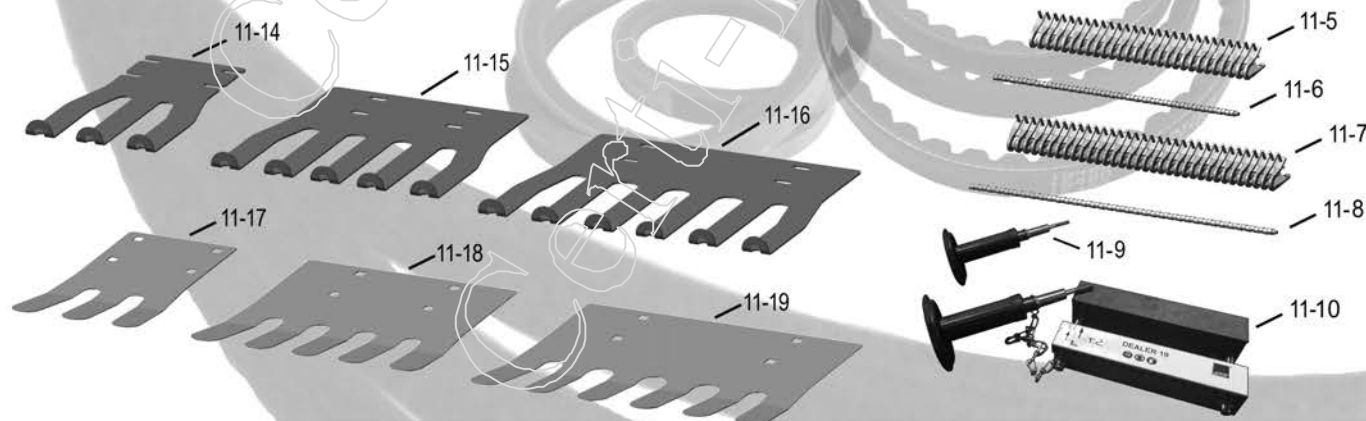
# John Deere Replacement Belts - 9900 Thru CP690

JDB

Item	Part	OEMPart	Qty	Desc
6.4	B90043	N190043	1	HYDRO. CHARGE PUMP - 9940, 9950 - V-Belt - L44.50 IN - W.38 IN - T.312 IN
6.5	B77058	N277058	1	HYDR. PUMP - 9976, 9996 - Belt Hyd. Pump Drive (3 Band) - Eff.L52.30 IN - W.66 IN - T.41 IN.
7.1	B41592	M41592	1	LUBE PUMP - PICKING UNIT - 9930 - V-Belt, Drive - Eff.L40.10 IN - W.50 IN - T.31 IN
7.2	B42485	M42485	1	LUBE PUMP - PICKING UNIT - 9950 - V-Belt, Thrower Drive - Eff.L45.60 IN - W.50 IN - T.31 IN
7.3	B82720	M82720	1	LUBE PUMP - PICKING UNIT - 9960, 9965, 9970 - V-Belt - Eff.L45.16 IN - W.50 IN - T.31 IN.
8.1	B45158	H145158	1	ROTARY SCREEN DRIVE - 9976 - Round Belt, - Eff.L150.787 IN - Diameter .437 IN
8.2	B40757	M40757	1	ROTARY SCREEN DRIVE - 9976 - V-Belt - Eff.L77.30 IN - W.50 IN - T.31 IN
8.3	B69007	H169007	1	ROTARY SCREEN DRIVE - 9986 (Prior to S/N 14001) - Round Belt, - Eff.L150.787 IN - Diameter .437 IN (SUB # H145158)
8.4	B75632	H175632	1	ROTARY SCREEN DRIVE - 9986 (S/N 14001 & above) - V-Belt - Eff.L150.787 IN - W.50 IN - T.31 IN
8.5	B72967	N372967	1	ROTARY SCREEN DRIVE - 9986, 9996 - V-Belt - Eff.L76.20 IN - W.50 IN - T.31 IN.
8.6	B74493	N374493	1	ROTARY SCREEN DRIVE - 9996 - V-Belt - Eff.L171.654 IN - W.49 IN - T.307 IN
8.7	B78575	N378575	1	ROTARY SCREEN DRIVE - XL - 7760 - V-Belt - Eff.L199.134 IN - W.516 IN - T.307 IN - THRU S/N 039000
8.8	B21273	H221273	1	BELT - ROTARY SCREEN DRIVE - 7760, CP690 - V-Belt
8.9	B07470	N7407470	1	BELT - ROTARY SCREEN DRIVE - CP690 - V-Belt - Eff.L1276.6mm - W12.45mm
9.1	B74673	AN274673	1	UNIT DRIVE COUNTERSHAFT (LH) - 9970 - 2 V-Belts - Eff.L99.56 IN - W.88 IN - T.53 IN
9.2	B21116	N121116	1	UNIT DRIVE (RH) - 9900, 9910, 9920, 9930 - V-Belt - Belt-Auger Drive LH - Eff.L85.50 IN - W.88 IN - T.53 IN
9.3	B90948	AN190948	1	UNIT DRIVE - 9940, 9950 - 2 V-Belts - Eff.L81.0 IN - W.880 IN - T.53 IN
9.4	B94750	AN194750	1	UNIT DRIVE (RH Conv.) - 9960 (Prior to S/N 4001) - 2 V-Belts - Eff.L95.50 IN - W.66 IN - T.41 IN
9.5	B96333	AH96333	1	UNIT DRIVE (LH Conv.) - 9960 (Prior to S/N 4001) - 2 V-Belts - Eff.L100.0 IN - W.66 IN - T.41 IN
9.6	B94751	AN194751	1	UNIT DRIVE (RH IL.) - 9960 (Prior to S/N 4001) - 3 V-Belts - Eff.L95.50 IN - W.66 IN - T.41 IN
9.7	B94916	AN194916	1	UNIT DRIVE (RH Conv.), (RH IL.) - 9960 (S/N 4001 & above), (RH) - 9965 - 2 V-Belts - Eff.L96.50 IN - W.88 IN - T.53 IN
9.8	B94917	AN194917	1	UNIT DRIVE (LH Conv.) - 9960 (S/N 4001 & above), (LH) - 9965 - 2 V-Belts - Eff.L100.75 IN - W.88 IN - T.53 IN
9.9	B74672	AN274672	1	UNIT DRIVE COUNTERSHAFT (RH) - 9970 - 2 V-Belts - Eff.L95.29 IN - W.88 IN - T.53 IN
9.10	B11527	N111527	1	UNIT DRIVE (LH) - 9900, 9910, 9920, 9930 - V-Belt - Eff.L72.75 IN - W.88 IN - T.53 IN
9.11	B73299	AN273299	1	UNIT DRIVE COUNTERSHAFT - 9976 - 2 V-Belts - Eff.L75.40 IN - W.88 IN - T.53 IN.
10.1	B1900T	M1900T	1	MOISTENER COLUMN WATER PUMP - 9910, 9920, 9930 - V-Belt, Fan - L36.0 IN - W.38 IN - T.312 IN
10.2	B0626T	T626T	1	MOISTENER COLUMN WATER PUMP - 9935, 9976 (Prior to S/N 9046) - V-Belt, Fan - L48.0 IN - W.38 IN - T.312 IN
10.3	B31649	N31649	1	MOISTENER COLUMN WATER PUMP - 9940, 9950 - V-Belt PS Pump Drive - L37.60 IN - W.38 IN - T.312 IN
10.4	B10552	T10552	1	MOISTENER COLUMN WATER PUMP - 9960, 9965 - V-Belt, Pump Drive - L31.25 IN - W.38 IN - T.312 IN
10.5	B71585	N371585	1	MOISTENER COLUMN WATER PUMP - 9976 (S/N 9046 & above), 9996 - V-Belt - L29.625 IN - W.38 IN - T.312 IN
10.6	B78316	N378316	1	BELT - WATER PUMP - 7760, CP690 - V-Belt

**Section**

- 1 Fan / Alternator : Items 1-6**
- 2 A/C Compressor : Items 1-5**
- 3 Engine Fan : Items 1-6**
- 4 Serpentine : Items 1-8**
- 5 Fan Rotor : Items 1-6**
- 6 Hydraulic Pump : Items 1-5**
- 7 Lube Pump : Items 1-3**
- 8 Rotary Screen Drive : Items 1-9**
- 9 Unit Drive : Items 1-11**
- 10 Moistener Column Water Pump : Items 1-6**
- 11 Round Module Builder: Items 1-19**



# John Deere Replacement Belts - 9900 Thru CP690

JDB

Item	Part	OEMPart	Qty	Desc
11.1	B73217	AN373217	1	FLAT BELT - BALER ROLLER BELT - 3 PLY - TEXTURED SURFACE - 7" X 711.88" (INCLUDES LACING PRE INSTALLED AND PIN NEEDED FOR INSTALLATION)
11.1	B73217-S	AN373217	1	FLAT BELT - BALER ROLLER BELT - 3 PLY - SMOOTH SURFACE - 7" X 711.88" (INCLUDES LACING PRE INSTALLED AND PIN NEEDED FOR INSTALLATION)
11.2	B23004	AKK23004	1	FLAT BELT - BALER ROLLER BELT - 3 PLY - TEXTURED SURFACE - 8.74" X 717.91" (INCLUDES LACING PRE INSTALLED AND PIN NEEDED FOR INSTALLATION) (REPLACES # AN373216)
11.2	B23004-S	AKK23004	1	FLAT BELT - BALER ROLLER BELT - 3 PLY - SMOOTH SURFACE - 8.74" X 717.91" (INCLUDES LACING PRE INSTALLED AND PIN NEEDED FOR INSTALLATION) (REPLACES # AN373216)
11.3	B75051	AN375051	1	REPAIR SECTION: FLAT BELT - BALER ROLLER BELT - 7" X 72"
11.4	B75050	AN375050	1	REPAIR SECTION: FLAT BELT - BALER ROLLER BELT - 8.74" X 72"
11.5	B53298	AE53298	1	MATO SPLICE/HEAVY PLATE 14 SEGMENT (FOR 7" JOHN DEERE BELTS) 'U' SERIES
11.6	B86147	E86147	1	PIN NOTCHED SPRING STEEL 6.5" (FOR 7" JOHN DEERE BELTS)
11.7. 1	B145902	<-----OEM	1	MATO SPLICE/HEAVY PLATE 17 SEGMENT (FOR 8.74" JOHN DEERE BELTS) (USED WITH 7.87" PIN #B80413) 'U' SERIES
11.7. 2	B25568	AKK25568	1	MATO SPLICE/HEAVY PLATE 18 SEGMENT (FOR 8.74" JOHN DEERE BELTS) (USED WITH 8.18" PIN #B36931) 'U' SERIES
11.8. 1	B80413	N380413	1	PIN NOTCHED SPRING STEEL 7.87" (FOR 8.74" JOHN DEERE BELTS) (USE WITH 17 SEGMENT PLATE #B145902)
11.8. 2	B36931	KK36931	1	PIN NOTCHED SPRING STEEL 8.18" (FOR 8.74" JOHN DEERE BELTS) (USED WITH OEM LENGTH 18 SEGMENT SPLICE PLATE #B25568)
11.9	B295825	<-----OEM	1	MATO SPLICE/HEAVY PLATE HAND PUNCH TOOL
11.10	B295817	<-----OEM	1	MATO SPLICE/HEAVY PLATE TOOL & HAND PUNCH TOOL COMBO (USED WITH 'U' SERIES SPLICE PLATES)
11.11	B27048	KK27048	1	BELT - ROLLER BRUSH - CP690 - V-Belt - Eff.L1502mm
11.12	B4490N	L4490N	1	BELT - WRAP ROLL DRIVE - 7760, CP690 - V-Belt - Eff.L2098.67mm W22.35mm
11.13	B77281	N377281	1	BELT - WRAP FLOOR - 7760, CP690 - V-Belt - Eff.L2672mm W12.45mm
11.14	48933	KK48933	1	JD BALER - WRAP GUIDE - SMALL SIZE - PLASTIC (.093 THICK) 7760-CP690 (2 USED/MACHINE) REPLACES N383021 & KK31825
11.15	48934	KK48934	1	JD BALER - WRAP GUIDE - MEDIUM SIZE - PLASTIC (.093 THICK) 7760-CP690 (2 USED/MACHINE) REPLACES N400244 & KK31824
11.16	48932	KK48932	1	JD BALER - WRAP GUIDE - LARGE SIZE - PLASTIC (.093 THICK) 7760-CP690 (3 USED/MACHINE) REPLACES N383019 & KK31823
11.17	81641	N381641	1	JD BALER - WRAP GUIDE - EXTENSION - STEEL - 3 FINGERS
11.18	81904	N381904	1	JD BALER - WRAP GUIDE - EXTENSION - STEEL - 5 FINGERS
11.19	81623	N381623	1	JD BALER - WRAP GUIDE - EXTENSION - STEEL - 6 FINGERS